

HOW TO DONATE ONLINE TO BONYOS KENYA MISSION IF YOU DO NOT USE PAYPAL

The credit card goes through PayPal, but you do not need to have a PayPal account, it is just a security process.

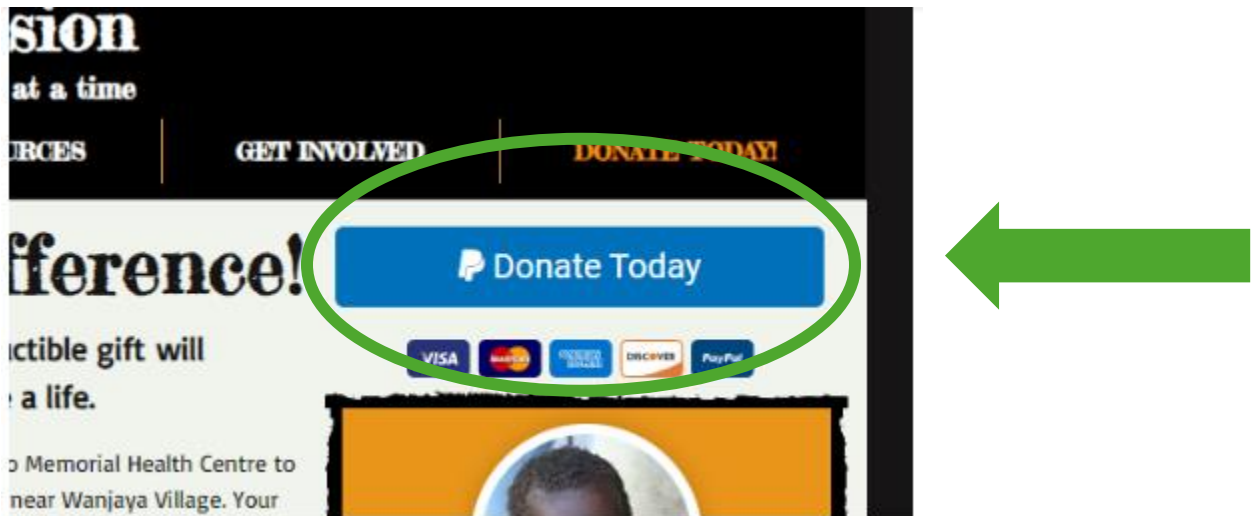
Go to our donate page:

<https://www.bonyokenyamission.org/donate>

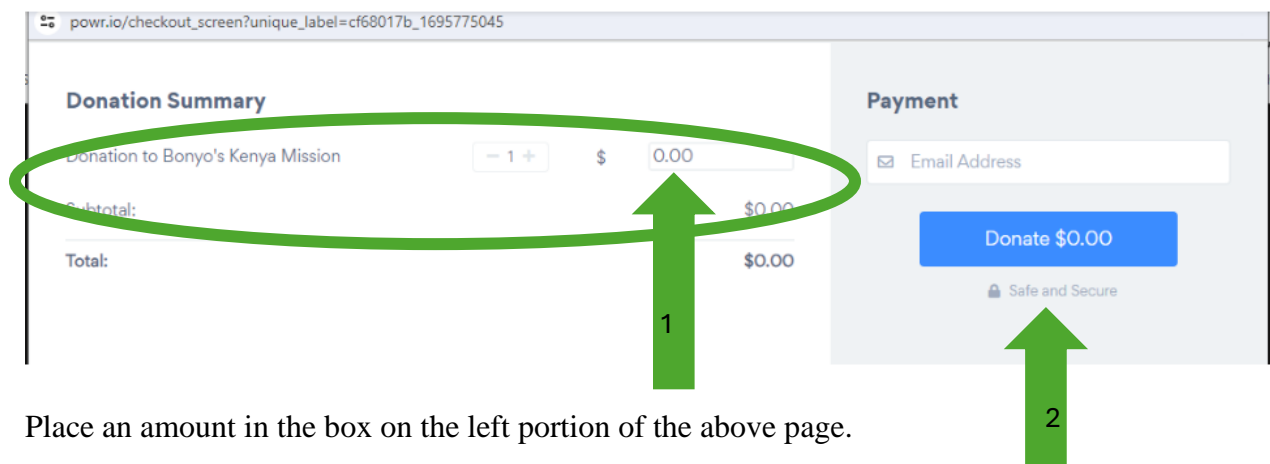
There is a blue DONATE TODAY button at the top right corner of the page.

Click on the blue button.

If your popups are blocked, it won't work, and you will need to let the pop-up through.



The blue button will open a new page that has white on the left and a blue **DONATE \$0.00** button.

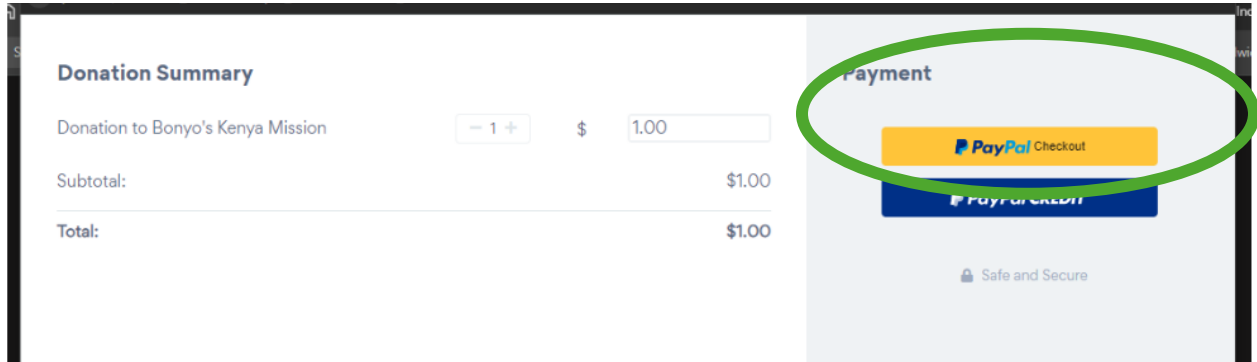


Place an amount in the box on the left portion of the above page.

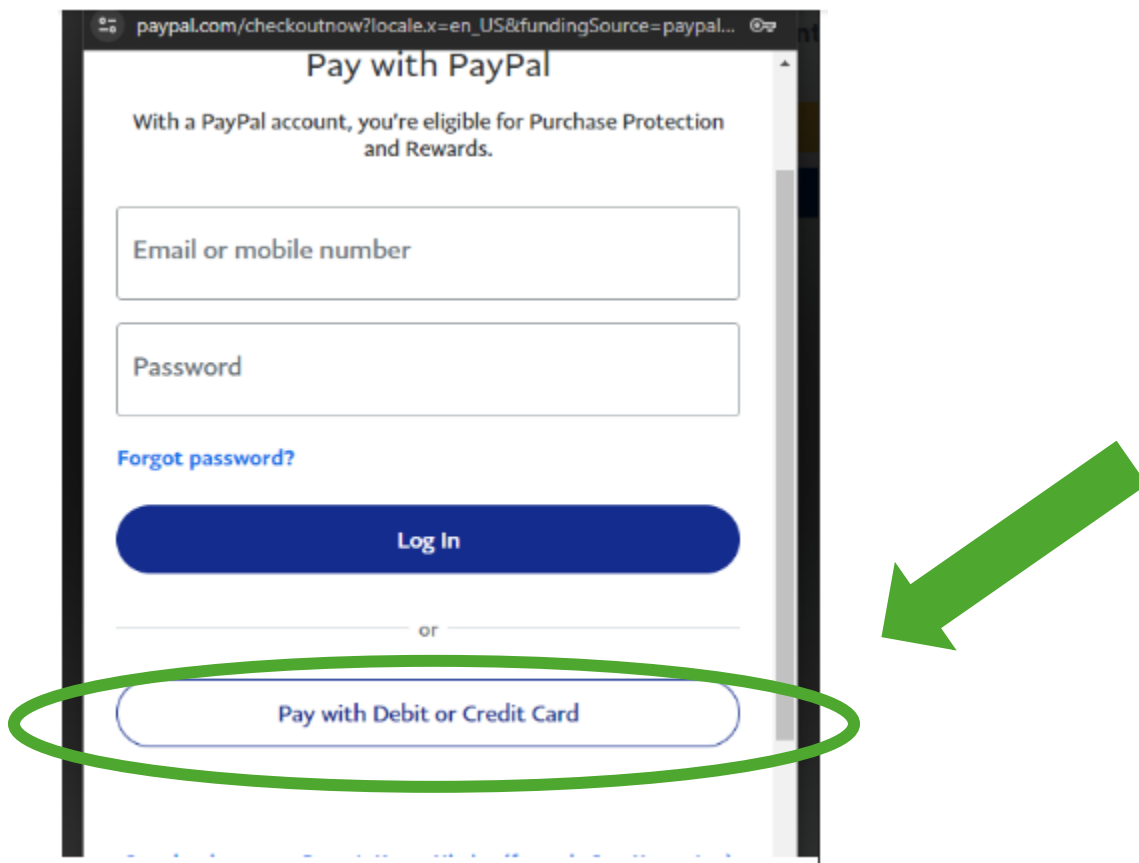
When you click on the **blue DONATE \$0.00** on the right, it will change the page to give you the option to use a credit card.

The credit card goes through PayPal, but you do not need to have a PayPal account, it is just a security process.

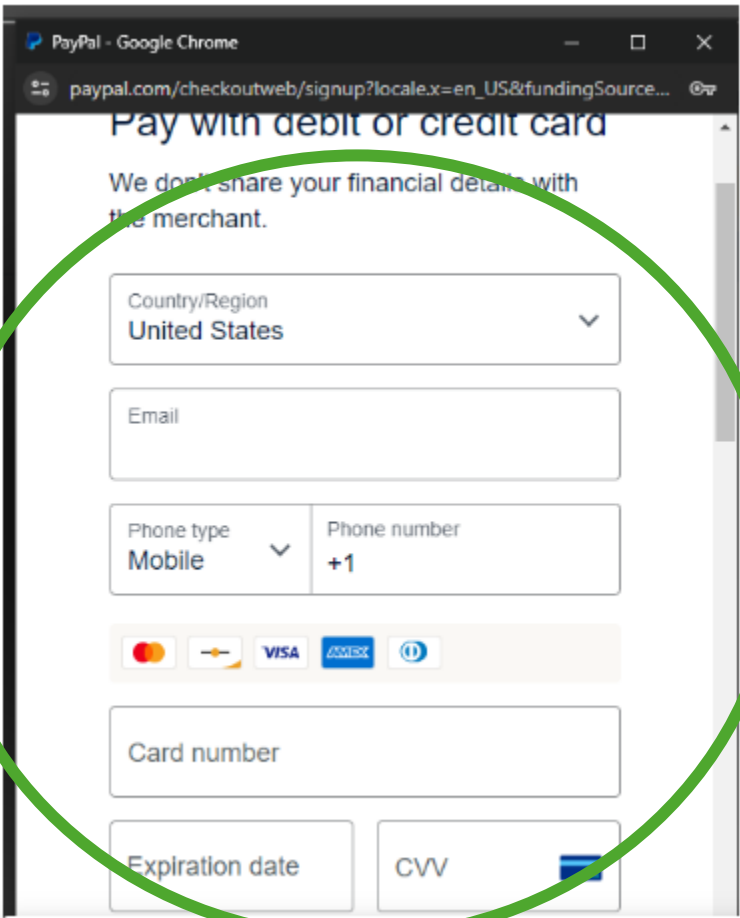
Click on the **PAYPAL CHECKOUT** [YELLOW] button.



The next window will open to let you pay with a Debit or Credit Card.



Complete the credit card information, then there will be a submit or send button to complete the transaction.



The image shows a screenshot of the PayPal checkout page in a Google Chrome browser. The page title is "Pay with debit or credit card". Below the title, there is a message: "We don't share your financial details with the merchant." The form contains several input fields: "Country/Region" (set to "United States"), "Email", "Phone type" (set to "Mobile") and "Phone number" (set to "+1"), a row of card logos (MasterCard, Discover, VISA, AMEX, and UnionPay), "Card number", "Expiration date", and "CVV". A large green circle is drawn around the "Card number", "Expiration date", and "CVV" fields.

Please email info@bonyoskenyamission.org to let us know you have contributed toward Child Sponsorship or a general donation.

Thank you for your support!